





# Torque Specs: Snow

for the AceClamp family of products



### Color Snap® Installation


9/16" Hex Bolts w/Top Block  
(190 in-lbs max)



### Color Snap®-M Installation

9/16" Hex Bolts w/Top Block  
(190 in-lbs max)

For fastening the base unit through to the deck, follow the recommendations of the roof system manufacturer. Do not over drive fasteners or you may crease the membrane.



### Snow Titan™ Installation

9/16" Hex Bolts w/Top Block  
(190 in-lbs max)

Please refer to the below chart for the appropriate torque specs. **Do NOT tighten with impact gun.** For other styles or materials not shown here, feel free to contact the Engineers at AceClamp for further assistance.

PANEL STYLE	PANEL MATERIAL	PANEL THICKNESS	ACECLAMP	TORQUE (in-lbs)
snap-lock	steel	24 ga	A2® or A2®N	195
snap-lock	aluminum	0.040	A2® or A2®N	165
snap-lock	zinc	0.8mm	A2®	165
single-lock	steel	22 ga or 24 ga	A2®	195
single-lock	aluminum	0.032/0.040	A2®	165
double-lock	steel	22 ga or 24 ga	A2®	195
quad-lock	steel	22 ga or 24 ga	ML®	175
t-panel	steel	22 ga or 24 ga	ML®	175
zip-rib	steel	22 ga or 24 ga	ML®	175
zip-rib	aluminum	0.050	ML®	150
zip-rib	aluminum	0.032/0.040	ML®	135
nail-base 1.5"	steel	24 ga	A2®N	195
nail-base 1.0"	steel	24 ga	A2®Nw	165

\*Photos shown are for representative purposes only. Actual product may vary. Design subject to change without notice. Always use OSHA approved safety equipment and procedures when working on a roof. Not responsible for typographical errors.

**ACE CLAMP®**  
Innovative Roofing Solutions™

a product of  
**PMG Industries Inc**

87 Spring Lane Plainville, CT 06062 • P: 860.351.0686 F: 860.351.0689 www.aceclamp.com V110620